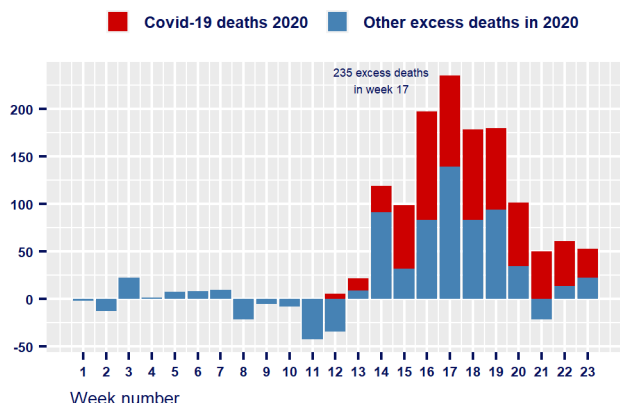


# Covid-19 deaths of Welsh Care Home Residents —UPDATE 09 June 2020

Since week 12, there were 1242 excess deaths in Welsh care homes compared to 2018/2019 average

Of these, 698 were attributed to Covid-19



Data source: Care Inspectorate Wales

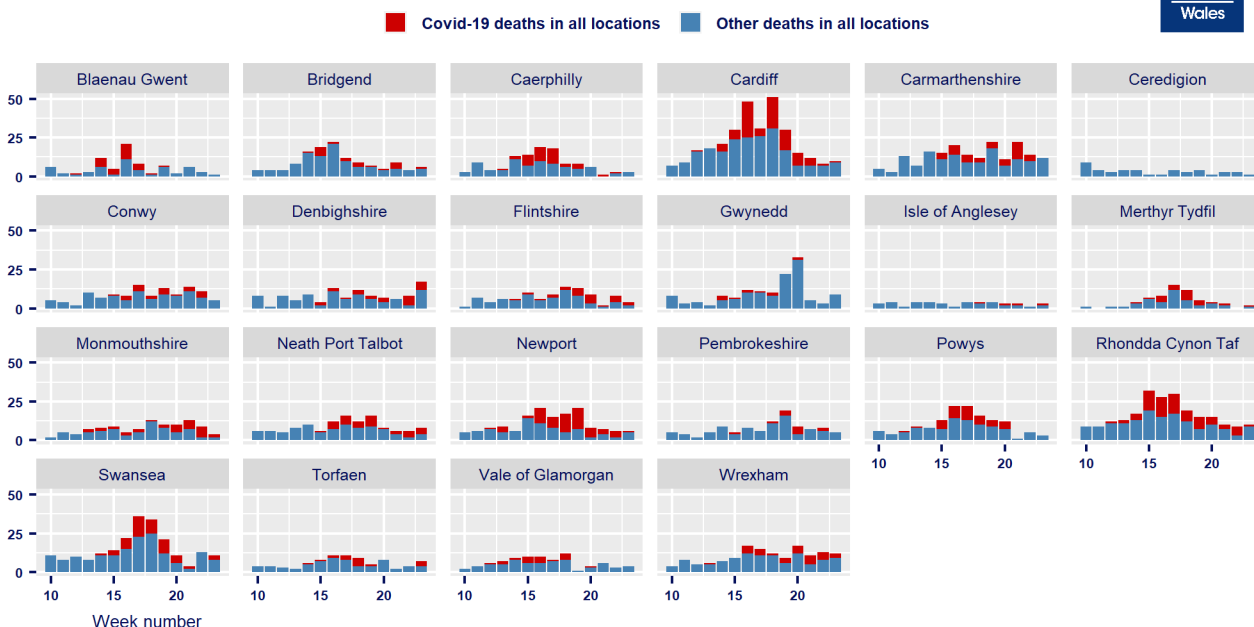
In 2020, there have been many more deaths in Welsh care homes than in previous years, with 56% of 'excess' deaths attributed to Covid-19. Overall, both excess deaths and total deaths were previously declining, but they seem to have stabilised in the three weeks to 5 June.

The pattern of death notifications and the proportions attributed to Covid-19 vary significantly across Welsh local authority areas. In Monmouthshire, notifications of Covid-19 deaths declined in week 23 (to 5 June) for the first time since mid-April. There have been few signs of declining numbers of deaths since mid April in some areas, such as Wrexham and Denbighshire.

All the data presented here are based on notifications of deaths to Care Inspectorate Wales and include deaths of care home residents in all locations except where indicated. The data include deaths of people with suspected or confirmed Covid-19 and are based on the date of notification to CIW, rather than on the date of death. Data are provided up to the week ending 5 June (week 23).

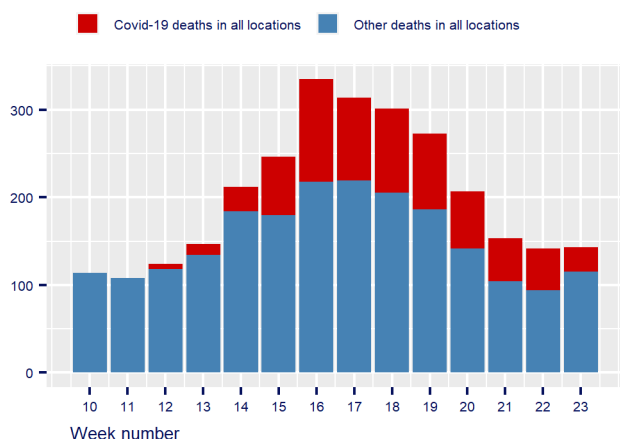
Newly published data from the ONS enables the calculation of excess deaths in care homes by local authority – our analysis of this data will be made available at @LE\_Wales.

Weekly deaths of Welsh care home residents seemed to stabilise in the 3 weeks to 5 June 2020....  
.... in many, but not all, areas



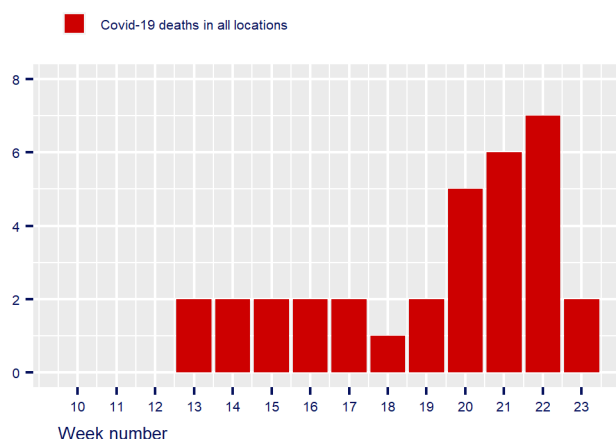
Data source: Care Inspectorate Wales

By 5 June there were 698 notifications of Covid-19 deaths of care home residents across Wales



Data source: Care Inspectorate Wales

Covid-19 deaths of care home residents in Monmouthshire declined for the first time since mid-April



Data source: Care Inspectorate Wales